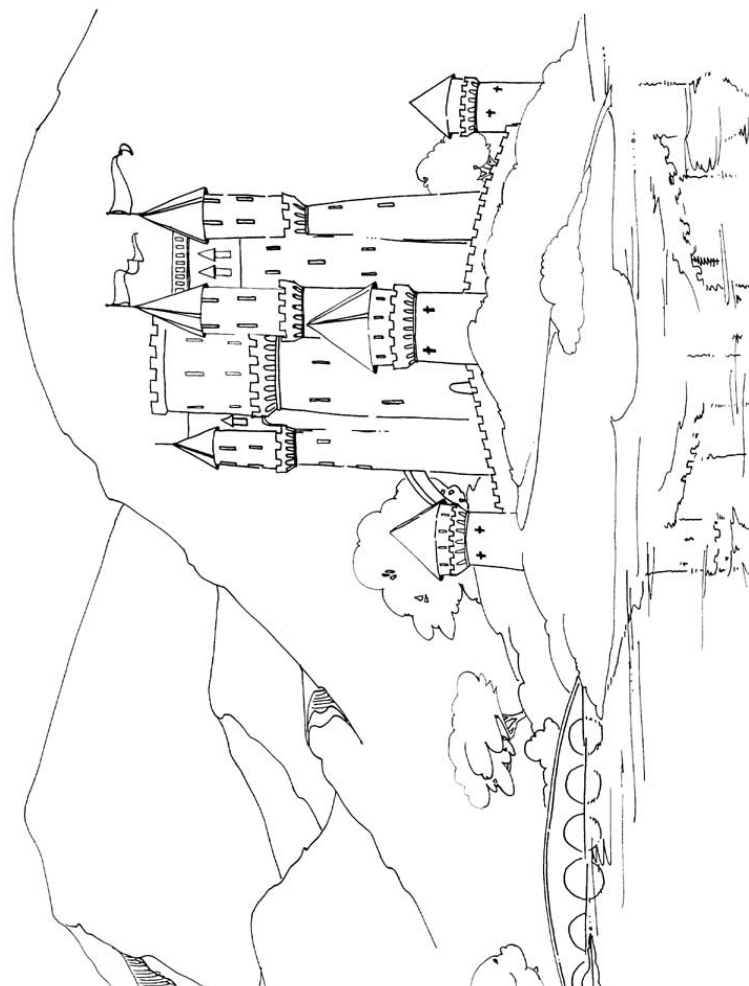




Knights, Ladies & Castles

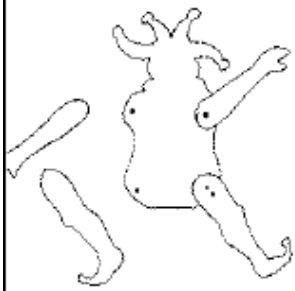
T H O U G H T F U L S K H N G
 J G A T R U T H F U L J Q Z W
 O H A N W J F N O F U E C F L
 F E H L D T U R B H F R T Z G
 Q L D L L S L K R T I X P K W
 Y P U U L A O Z A I T E Z D E
 N F S F V B N M V A U P F Z J
 H U T I R P G T E F D D F D C
 A L H C S E L T S A C K T Y N
 K C G R F J W K Z S H S T A D
 Z I I E H X F O R C E F U L V
 N V N M Q K R Y P N E I M C P
 O B K D E S T R O N G S D J X
 U J C B A P Y H R F O D W A Y
 P U B K J X C N M T E B B D L

BRAVE
 CASTLES
 CHIVALROUS
 DUTIFUL
 FAITHFUL
 FORCEFUL
 GALLANT
 HANDSOME
 HELPFUL

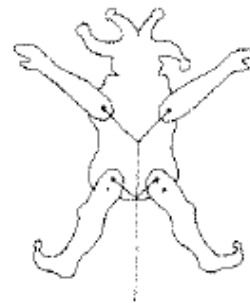
HONEST
 KIND
 KNIGHTS
 LADIES
 MERCIFUL
 POWERFUL
 STRONG
 THOUGHTFUL
 POWERFUL



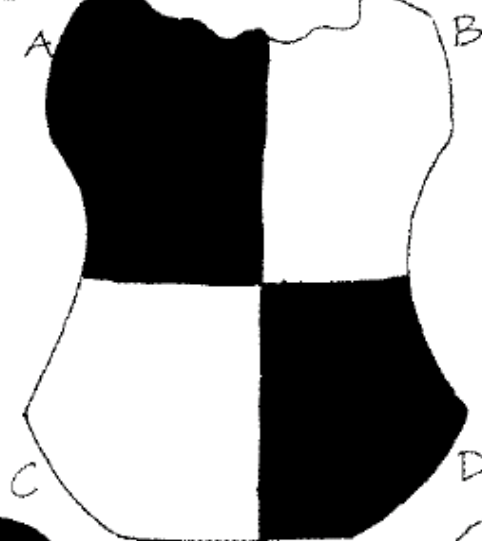

Make a Court Jester



Fasten the pieces together with round paper fasteners or small screws if you use wood.



Attach string as shown.



Your court jester will look like this when you are finished.

Write dialogue for your jester. It can be amusing or advice from the jester to a king.

Trace the above pattern onto a piece of heavy paper or thin plywood. Cut the pieces out with scissors or a linesaw